

**AN ORDINANCE ANNEXING CERTAIN TERRITORY INTO THE  
CORPORATE LIMITS OF THE CITY OF PINSON, ALABAMA**

---

WHEREAS, **John & Linda Fortenberry and Eric Gordon** ("Petitioners"), the owners of the property described hereinafter ("Property"), have filed a written petition with the City Clerk of the City of Pinson stating that they are the owners of the Property; and requesting that the Property be annexed into the City of Pinson; and

WHEREAS, the petition contains an accurate description of the Property and was accompanied by a map of the Property showing its relationship to the corporate limits of the City of Pinson; and

WHEREAS, the Property is contiguous to the corporate limits of the City of Pinson; and


WHEREAS, the Property is not within the corporate limits or the police jurisdiction of any other municipality,


NOW, THEREFORE, BE IT ORDAINED by the City Council of the City of Pinson, Alabama as follows:

That the City Council of the City of Pinson, Alabama, does hereby assent to the annexation of the following described property to the City of Pinson:

1. **Parcel 12-4-2-5-28.000 described as Amended Lot 3, Block 3, Willow Ridge, 3<sup>rd</sup> Sector located at 5279 Willow Ridge Lane**
2. **Parcel 12-5-1-0-52.000 described as lot 19, Block 4, Saddle Ridge, 2<sup>nd</sup> Sector located at 5316 Stablehouse Drive**

ADOPTED this the 4<sup>th</sup> day of June, 2015

  
HOYT SANDERS, MAYOR

ATTEST: , CITY CLERK/TREASURER


**CERTIFICATION OF CITY CLERK/TREASURER**

STATE OF ALABAMA     )

JEFFERSON COUNTY     )

I, Marie Turner, City Clerk/Treasurer of the City of Pinson, Alabama, do hereby certify that the above and foregoing is a true and correct copy of an Ordinance duly adopted by the City Council of the City of Pinson, Alabama, on the 4<sup>th</sup> day of June, 2015

Witness my hand and seal of office this 4<sup>th</sup> day of June, 2015

, City Clerk/Treasurer

WILLOW RIDGE LN

030000

029000

028000

027000

026000

025000

024000

023000

022000

006015

052000

051000

123000

124000

125000

126000

127000

128000

129000

115000

114000

113000

130000

131000

132000

133000

134000

WILLOW RIDGE PL

SOMERSBY PKWY

HATCHERS RUN